

32 SOFT
DATA LOADERS
Productivity Solutions for QAD ERP

**1.10.1.1 Price List
Maintenance Data Loader
User Guide**



1.10.1.1 Price List Maintenance User Guide

Thank you for your interest in 32 Soft’s productivity solutions for QAD. You are on the path to improved data management and productivity.



This User Guide will show you how to set up and use the 1.10.1.1 Price List Maintenance Data Loader.

Table of Contents

Set Up	2
Price List Maintenance	2
Increasing Price by Percentage	5
Increasing Price for Quantity Breaks	6
New Price List Creation	8
Verifying QAD Data	8
Error Checking	10
Have Questions? Contact Us	10

DATA LOADERS

We have dozens of
DATA LOADERS
for every major QAD process

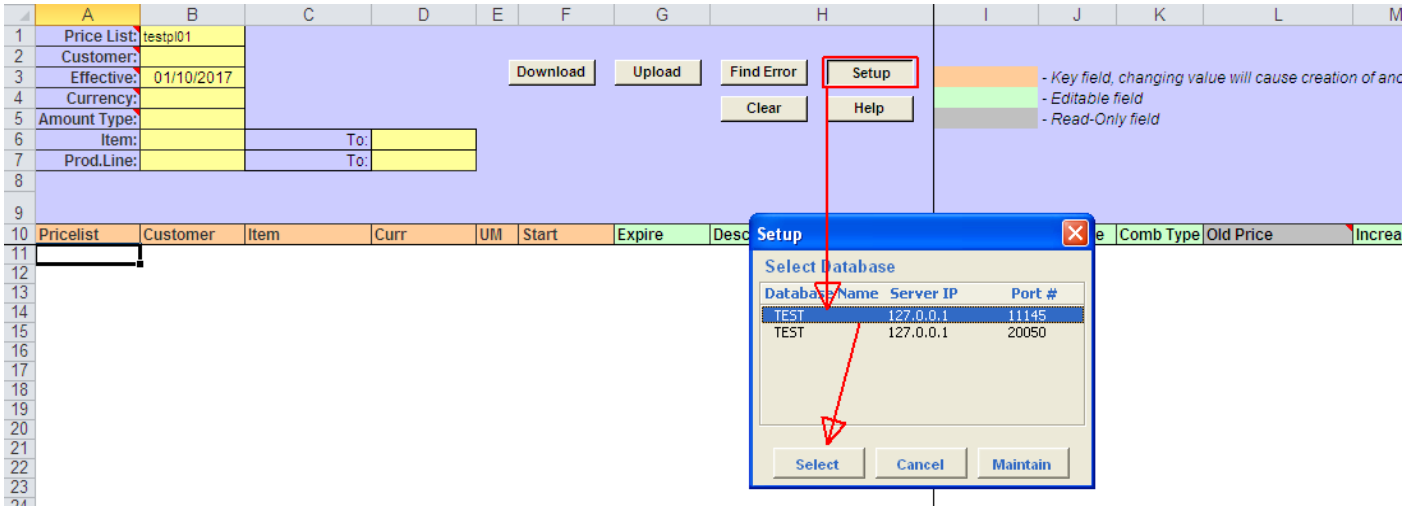
-  Master Data & Inventory
-  Distribution & Supply Chain
-  Finance
-  Production

To browse a complete list of Data Loaders, [click here](#).

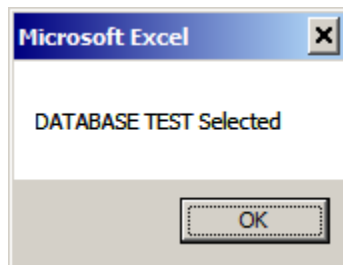
1.10.1.1 Price List Maintenance User Guide

Set Up

1. Open up the Loader and check that correct database is set up. Click on the [SETUP] button to open the window and highlight the correct database. Click on [SELECT] when done.

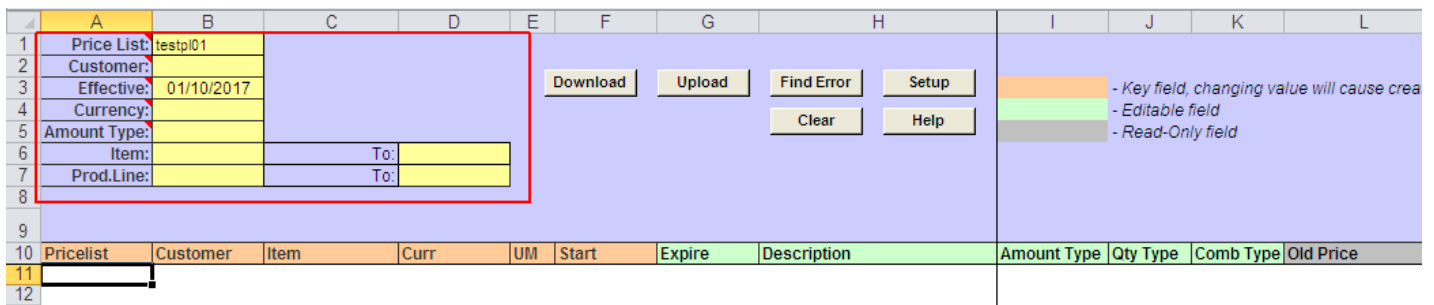


- Pop Up Window will be displayed showing available databases from which to select.
- Highlight the desired database and click on the [SELECT] button
- Message will be displayed showing database selected. Click [OK] to continue.



Price List Maintenance

1. You can use this Loader to maintain existing price list records by entering in the search criteria in the yellow highlighted fields.

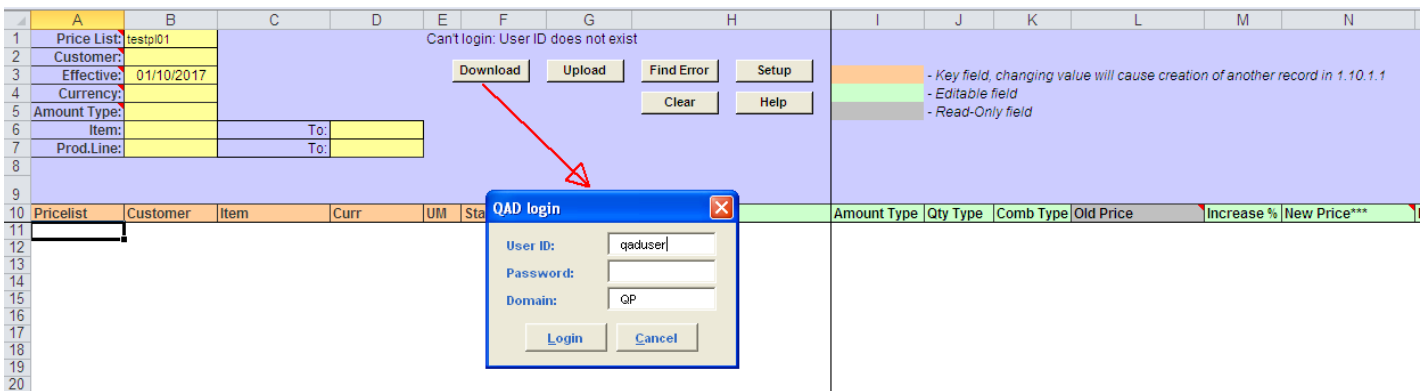


Search parameters are available for the following fields:

- Price List - enter existing pricelist name to filter by that specific pricelist. If blank, all pricelists will be downloaded
- Customer – enter in specific customer number or leave blank to download all
- Effective – enter effective date of the pricelist
- Currency – enter specific currency to filter or leave blank to download all
- Amount Type – enter the Amount type of the pricelist or leave blank to download all
- Item From and Item To – enter range or item numbers to search or leave blank to download all
- Prod. Line From and Item To – enter range or Product Line to search or leave blank to download all

2. Once Search parameters are entered, select the [DOWNLOAD] button.

- When Action buttons are selected for the first time, a pop-up window will be displayed for user log in. User ID is validated against QAD. Use your QAD user ID and password.



- Enter QAD User ID, Password and Domain
- Select [LOGIN] button to continue.

Please note: if credentials are incorrect or the user is not authorized to use transactions in menu 1.10.1.1 in QAD, the database connection will not be established and the QAD login window will reappear.

3. The Data Loader will display data based on the search criteria. A message will indicate whether or not the download was successful:

A	B	C	D	E	F	G	H	I	J	K	L	M	N	O	S	U			
1	Price List:	testp01						Downloaded Successfully from eB21SP5 QP											
2	Customer:																		
3	Effective:	01/10/2017																	
4	Currency:																		
5	Amount Type:																		
6	Item:		To:																
7	Prod.Line:		To:																
8																			
9																			
10	Pricelist	Customer	Item	Curr	UM	Start	Expire	Description	Amount Type	Qty Type	Comb Type	Old Price	Increase %	New Price***	Min Net Ord	Manual	Disc Sequ		
11	testp01	01000000	100634	USD	ea	10/12/2014		MAIN LIST PRICE	List Price	Quantity	Combinable	341.32		341.32	0.00	no			
12	testp01	01000000	100753	USD	ea	10/12/2014		MAIN LIST PRICE	List Price	Quantity	Combinable	119.78592		119.78592	0.00	no			
13	testp01	01000000	100804	USD	ea	10/12/2014		MAIN LIST PRICE	List Price	Quantity	Combinable	48.76461		48.76461	0.00	no			
14	testp01	01000000	1018975-0242	USD	ea	10/12/2014		MAIN LIST PRICE	List Price	Quantity	Combinable	253.80053		253.80053	0.00	no			
15	testp01	01000000	1020380-0092	USD	ea	10/12/2014		MAIN LIST PRICE	List Price	Quantity	Combinable	211.17031		211.17031	0.00	no			
16	testp01	01000000	1020797-0051	USD	ea	10/12/2014		MAIN LIST PRICE	List Price	Quantity	Combinable	228.81096		228.81096	0.00	no			
17	testp01	01000000	11002737	USD	ea	10/12/2014		MAIN LIST PRICE	List Price	Quantity	Combinable	298.1848		298.1848	0.00	no			
18	testp01	01000000	11003254	USD	ea	10/12/2014		MAIN LIST PRICE	List Price	Quantity	Combinable	208.55307		208.55307	0.00	no			
19	testp01	international	90000123	USD	ea	10/12/2014		MAIN LIST PRICE	List Price	Quantity	Combinable	7092.40687		7092.40687	0.00	no			
20	testp01	international	90000123	USD	ea	07/15/2016		MAIN LIST PRICE	List Price	Quantity	Combinable	5848.45952		5848.45952	0.00	no			
21	testp01	international		USD	ea	10/12/2014			Discount %	Quantity	Combinable	10*13.34025/50*26.680!		10*13.34025/50*26.680!	0.00	no			
22	testp01	international		USD	ea	07/14/2016			Discount %	Quantity	Combinable	10*13.34025/50*26.680!		10*13.34025/50*26.680!	0.00	no			
23	testp01			USD	ea	10/12/2014			Discount %	Quantity	Combinable	0*05*11.025		0*05*11.025	0.00	no			

- Columns highlighted in orange (see legend) are key fields
- Columns highlighted in green are writable.
- Columns highlighted in grey are read-only.

4. You can edit data in any of the columns with green header. When you have finished editing the fields, select the [UPLOAD] button to send all the changes to QAD. A status window will be displayed showing the status of the upload.

A	B	C	D	E	F	G	H	I	J	K	L	M	N	O				
1	Price List:	TESTPL02						Loaded Successfully to eB21SP5 QP										
2	Customer:																	
3	Effective:	01/10/2017																
4	Currency:																	
5	Amount Type:																	
6	Item:		To:															
7	Prod.Line:		To:															
8																		
9																		
10	Pricelist	Customer	Item	Curr	UM	Start	Expire	Description	Amount Type	Qty Type	Comb Type	Old Price	Increase %	New Price***	Min Net Ord	Manual	Disc Sequ	
11	TESTPL02	01000000	100634	USD	ea	10/12/2014	01/31/2017	MA				123		123	0			
12	TESTPL02	01000000	100753	USD	ea	10/12/2014	01/31/2017	MA				124		124	0			
13	TESTPL02	01000000	100804	USD	ea	10/12/2014	01/31/2017	MA				125		125	0			
14	TESTPL02	01000000	1018975-0242	USD	ea	10/12/2014	01/31/2017	MA				126		126	0			
15	TESTPL02	01000000	1020380-0092	USD	ea	10/12/2014	01/31/2017	MA				127		127	0			
16	TESTPL02	01000000	1020797-0051	USD	ea	10/12/2014	01/31/2017	MA				128		128	0			
17	TESTPL02	01000000	11002737	USD	ea	10/12/2014	01/31/2017	MA				129		129	0			
18	TESTPL02	01000000	11003254	USD	ea	10/12/2014	01/31/2017	MA				130		130	0			
19	TESTPL02	international	90000123	USD	ea	10/12/2014	01/31/2017	MA				131		131	0			
20	TESTPL02	international	90000123	USD	ea	07/15/2016	01/31/2017	MA				132		132	0			
21	TESTPL02	international		USD	ea	10/12/2014	01/31/2017	MA				0*133		0*133	0			
22	TESTPL02	international		USD	ea	07/14/2016	01/31/2017	MA				0*134		0*134	0			

- LOADED SUCCESSFULLY message means all the data was uploaded into QAD successfully.
- If the status window displays a different message, please read the Error Checking section of this document.

Increasing Price by Percentage

1. You can easily increase prices by a percentage across the board in this Data Loader. The current price will be displayed when the records are downloaded in the 'Old Price' column. Enter the percentage you would like to increase the prices in the column 'Increase %'. Then, select the [UPLOAD] button.

Pricelist	Customer	Item	Curr	UM	Start	Expire	Description	Comb Type	Old Price	Increase %	New Price***	Min Net Ord	Mt
testp01	01000000	100634	USD	ea	10/12/2014		MAIN LIST PRICE	Combinable	341.32		341.32	0.00	no
testp01	01000000	100753	USD	ea	10/12/2014		MAIN LIST PRICE	Combinable	119.78592		119.78592	0.00	no
testp01	01000000	100804	USD	ea	10/12/2014		MAIN LIST PRICE	Combinable	48.76461		48.76461	0.00	no
testp01	01000000	1018975-0242	USD	ea	10/12/2014		MAIN LIST PRICE	Combinable	253.80053		253.80053	0.00	no
testp01	01000000	1020380-0092	USD	ea	10/12/2014		MAIN LIST PRICE	Combinable	211.17031		211.17031	0.00	no
testp01	01000000	1020797-0051	USD	ea	10/12/2014		MAIN LIST PRICE	Combinable	228.81096		228.81096	0.00	no
testp01	01000000	11002737	USD	ea	10/12/2014		MAIN LIST PRICE	Combinable	296.1848		296.1848	0.00	no
testp01	01000000	11003254	USD	ea	10/12/2014		MAIN LIST PRICE	Combinable	208.55307		208.55307	0.00	no
testp01	international	90000123	USD	ea	10/12/2014		MAIN LIST PRICE	Combinable	7092.40687		7092.40687	0.00	no
testp01	international	90000123	USD	ea	07/15/2016		MAIN LIST PRICE	Combinable	5848.45952		5848.45952	0.00	no
testp01	international		USD	ea	10/12/2014			Combinable	10*13.34025(50*26.680!		10*13.34025(50*26.680!	0.00	no
testp01	international		USD	ea	07/14/2016			Combinable	10*13.34025(50*26.680!		10*13.34025(50*26.680!	0.00	no

2. The NEW PRICE column will automatically calculate the new price based on the data entered in the "Increase %" column. Select the [UPLOAD] button to upload the data to QAD. The status of the upload will be displayed in pop up window with a message.

Pricelist	Customer	Item	Curr	UM	Start	Expire	Status	Comb Type	Old Price	Increase %	New Price***	Min Net Ord	Mt
testp01	01000000	100634	USD	ea	10/12/2014		Processing Row ... 16	nable	341.32	5.00%	358.386	0.00	
testp01	01000000	100753	USD	ea	10/12/2014		Processing Row ... 17	nable	119.78592	5.00%	125.77522	0.00	
testp01	01000000	100804	USD	ea	10/12/2014		Processing Row ... 18	nable	48.76461	5.00%	51.20284	0.00	
testp01	01000000	1018975-0242	USD	ea	10/12/2014		Processing Row ... 19	nable	253.80053	5.00%	266.49056	0.00	
testp01	01000000	1020380-0092	USD	ea	10/12/2014		Processing Row ... 20	nable	211.17031	5.00%	221.72883	0.00	
testp01	01000000	1020797-0051	USD	ea	10/12/2014		Processing Row ... 21	nable	228.81096	5.00%	240.25151	0.00	
testp01	01000000	11002737	USD	ea	10/12/2014		Processing Row ... 22	nable	296.1848	5.00%	310.99404	0.00	
testp01	01000000	11003254	USD	ea	10/12/2014		Loading Pricelist...	nable	208.55307	5.00%	218.98072	0.00	
testp01	international	90000123	USD	ea	10/12/2014		LOADED SUCCESSFULLY	nable	7092.40687	5.00%	7447.02721	0.00	
testp01	international	90000123	USD	ea	07/15/2016			nable	5848.45952	5.00%	6140.8825	0.00	
testp01	international		USD	ea	10/12/2014			nable	10*13.34025(50*26.680!	5.00%	10*14.00728(50*28.014!	0.00	
testp01	international		USD	ea	07/14/2016			nable	10*13.34025(50*26.680!	5.00%	10*14.00728(50*28.014!	0.00	

Note: Price List change has been updated in Price List Maintenance screen in QAD (1.10.1.1)

```

mfg@amz32: ~ - PuTTY with 32Printer
pppimt.p 1+ 1.10.1.1 Price List Maintenance 01/10/17
Price List: testp101
Customer/Analysis Code: 01000000 Colossal Conglomerates L
Item/Analysis Code: 100634 Finished Good #100634
Currency: USD ----- Item Data -----
Unit of Measure: EA Price: 20.00 USD
Start: 10/12/14 GL Cost: 2.00 USD
Expire Date: Site: 100 Stock UM: EA

List Price: 358.386
Minimum Price: 0.00
Maximum Price: 0.00

Enter data or press F4 to end.
    
```

Increasing Price for Quantity Breaks

1. If your price list is set up with quantity breaks and net price or discount, you can enter each quantity break separated by pipe. Example: 10*25|15*20|25*15.

Price List:	TEST	Downloaded Successfully from eB21SP5 QP		<input type="button" value="Download"/> <input type="button" value="Upload"/> <input type="button" value="Find Error"/> <input type="button" value="Setup"/>		<input type="button" value="Clear"/> <input type="button" value="Help"/>		- Key field, changing value will cause creation of another record in 1.10.1.1 - Editable field - Read-Only field	
Customer:									
Effective:	01/14/2021								
Currency:									
Amount Type:									
Item:		To:							
Prod.Line:		To:							

Pricelist	Customer	Item	Curr	UM	Start	Expire	Description	Amount Type	Qty Type	Comb Type	Old Price	Increase %	New Price***
test	00010005		USD					List Price	Quantity	Combinable	110		110
TEST		02-0009	USD		01/01/2020		Price - Qty Break	Net Price	Quantity	Exclusive	10*25 15*20 25*15		10*25 15*20 25*15

- As set up in QAD for both net price and discount:

```

pppimt.p 1+          1.10.1.1 Price List Maintenance          01/14/21
-----
Price List: TEST
Customer/Analysis Code: All
Item/Analysis Code: 02-0009      Packaged Pen
Currency: USD
Unit of Measure:
Start: 01/01/20
Expire Date:
----- Item Data -----
Price: 154.00      USD
GL Cost: 0.00      USD
Site: 20000      Stock UM: EA
-----
Min Qty      Net Price      Min Qty      Net Price
10.0          25.00
15.0          20.00
25.0          15.00
  
```

```

pppimt.p 1+          1.10.1.1 Price List Maintenance          01/14/21
-----
Price List: new
Customer/Analysis Code: international
Item/Analysis Code: All
Currency: USD
Unit of Measure: ea
Start: 01/01/14
Expire Date:
-----
Min Qty      Discount %      Min Qty      Discount %
10.0          12.1
50.0          24.2
100.0         30.25
-----
Min Qty: _____ 0.0      Discount %
  
```

2. Enter the new prices in the NEW PRICE column and select [UPLOAD]:

Price List:	TEST	Downloaded Successfully from eB21SP5 QP			
Customer:		Download		Upload	
Effective:	01/14/2021	Find Error		Setup	
Currency:		Clear		Help	
Amount Type:		changing value will cause creation of another record in 1.10.1.1 field y field			
Item:	To:				
Prod.Line:	To:				

Pricelist	Customer	Item	Curr	UM	Start	Expire	Description	Comb Type	Old Price	Increase %	New Price***	Min Net Ord	Manual	Disc
test	00010005		USD					Combinable	110		110		0.00	no
TEST		02-0009	USD		01/01/2020		Price - Qty Break	Exclusive	10*25 15*20 25*15		10*20 15*15 25*10		0.00	no

• Once successfully loaded, can download again to see the updated pricing:

Price List:	TEST	Downloaded Successfully from eB21SP5 QP			
Customer:		Download		Upload	
Effective:	01/14/2021	Find Error		Setup	
Currency:		Clear		Help	
Amount Type:		changing value will cause creation of another record in 1.10.1.1 field y field			
Item:	To:				
Prod.Line:	To:				

Pricelist	Customer	Item	Curr	UM	Start	Expire	Description	Comb Type	Old Price	Increase %	New Price***	Min Net Ord	Manual	Disc
test	00010005		USD					Combinable	110		110		0.00	no
TEST		02-0009	USD		01/01/2020		Price - Qty Break	Exclusive	10*20 15*15 25*10		10*20 15*15 25*10		0.00	no

• Updated in QAD:

```

pppimt.p 1+          1.10.1.1 Price List Maintenance          01/14/21
  Price List: TEST
  Customer/Analysis Code:          All
  Item/Analysis Code: 02-0009      Packaged Pen
  Currency: USD                    ----- Item Data -----
  Unit of Measure:                 Price: 154.00          USD
  Start: 01/01/20                  GL Cost: 0.00           USD
  Expire Date:                     Site: 20000          Stock UM: EA
  
```

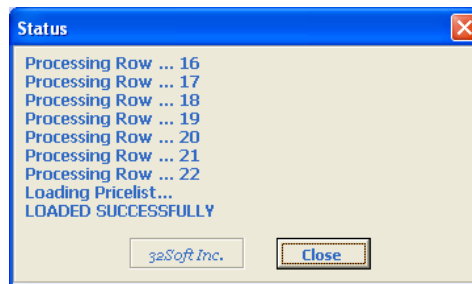
Min Qty	Net Price	Min Qty	Net Price
10.0	20.00		
15.0	15.00		
25.0	10.00		

New Price List Creation

- You can easily create a new Price List in the Price List Maintenance Data Loader. To create a new price list, leave the search criteria fields blank and enter data in the columns outlined in red below.

Prclist	Customer	Item	Curr	UM	Start	Expire	Description	Amount Type	Qty Type	Comb Type	Old Price	Increase %	New Price***	Min
TESTPL02	01000000	100634	USD	ea	10/12/2014		MAIN LIST PRICE	List Price	Quantity	Combinable				123
TESTPL02	01000000	100753	USD	ea	10/12/2014		MAIN LIST PRICE	List Price	Quantity	Combinable				124
TESTPL02	01000000	100804	USD	ea	10/12/2014		MAIN LIST PRICE	List Price	Quantity	Combinable				125
TESTPL02	01000000	1018975-0242	USD	ea	10/12/2014		MAIN LIST PRICE	List Price	Quantity	Combinable				126
TESTPL02	01000000	1020380-0092	USD	ea	10/12/2014		MAIN LIST PRICE	List Price	Quantity	Combinable				127
TESTPL02	01000000	1020797-0051	USD	ea	10/12/2014		MAIN LIST PRICE	List Price	Quantity	Combinable				128
TESTPL02	01000000	11002737	USD	ea	10/12/2014		MAIN LIST PRICE	List Price	Quantity	Combinable				129
TESTPL02	01000000	11003254	USD	ea	10/12/2014		MAIN LIST PRICE	List Price	Quantity	Combinable				130
TESTPL02	international	90000123	USD	ea	10/12/2014		MAIN LIST PRICE	List Price	Quantity	Combinable				131
TESTPL02	international	90000123	USD	ea	07/15/2016		MAIN LIST PRICE	List Price	Quantity	Combinable				132
TESTPL02	international		USD	ea	10/12/2014			Discount %	Quantity	Combinable				133
TESTPL02	international		USD	ea	07/14/2016			Discount %	Quantity	Combinable				134

- When data entered and review complete, select the [UPLOAD] button. A status window appears indicating whether the upload is successful or not.



Verifying QAD Data

- You can verify that the data has been entered correctly in Price List Maintenance (1.10.1.1) by running a report or inquiry against the specific price list.

```

mfg@amz32: ~ - PuTTY with 32Printer
pppiiq01.p 1+ 1.10.1.2 Price List Inquiry 01/10/17

Price List: TESTPL02
Customer/Analysis Code: 01000000 Colossal Conglomerates L
Item/Analysis Code: 100634 Finished Good #100634
Currency: USD ----- Item Data -----
Unit of Measure: ea Price: 20.00 USD
Start: 10/12/14 GL Cost: 2.00 USD
Expire Date: Site: 100 Stock UM: EA

List Price: 123.00

Minimum Price: 0.00
Maximum Price: 0.00

Press space bar to continue.
    
```

2. Alternatively, this can be verified by specifying the price list in the search parameters in the Data Loader.

	A	B	C	D	E	F	G	H	I	J	K	L	M	N	O	S
1	Price List:	TESTPL02			Downloaded Successfully from eB21SP5 QP											
2	Customer:															
3	Effective:	01/10/2017														
4	Currency:															
5	Amount Type:															
6	Item:			To:												
7	Prod.Line:			To:												
8																
9																
10	Pricelist	Customer	Item	Curr	UM	Start	Expire	Description	Amount Type	Qty Type	Comb Type	Old Price	Increase %	New Price***	Min Net Ord	Manual D
11	TESTPL02	1000000	100634	USD	ea	10/12/2014		MAN LIST PRICE	List Price	Quantity	Combinable	123		123	0.00	no
12	TESTPL02	1000000	100753	USD	ea	10/12/2014		MAN LIST PRICE	List Price	Quantity	Combinable	124		124	0.00	no
13	TESTPL02	1000000	100804	USD	ea	10/12/2014		MAN LIST PRICE	List Price	Quantity	Combinable	125		125	0.00	no
14	TESTPL02	1000000	1018975-0242	USD	ea	10/12/2014		MAN LIST PRICE	List Price	Quantity	Combinable	126		126	0.00	no
15	TESTPL02	1000000	1020380-0092	USD	ea	10/12/2014		MAN LIST PRICE	List Price	Quantity	Combinable	127		127	0.00	no
16	TESTPL02	1000000	1020797-0051	USD	ea	10/12/2014		MAN LIST PRICE	List Price	Quantity	Combinable	128		128	0.00	no
17	TESTPL02	1000000	11002737	USD	ea	10/12/2014		MAN LIST PRICE	List Price	Quantity	Combinable	129		129	0.00	no
18	TESTPL02	1000000	11003254	USD	ea	10/12/2014		MAN LIST PRICE	List Price	Quantity	Combinable	130		130	0.00	no
19	TESTPL02	international	90000123	USD	ea	10/12/2014		MAN LIST PRICE	List Price	Quantity	Combinable	131		131	0.00	no
20	TESTPL02	international	90000123	USD	ea	07/15/2016		MAN LIST PRICE	List Price	Quantity	Combinable	132		132	0.00	no
21	TESTPL02	international		USD	ea	10/12/2014			Discount %	Quantity	Combinable	0*133		0*133	0.00	no
22	TESTPL02	international		USD	ea	07/14/2016			Discount %	Quantity	Combinable	0*134		0*134	0.00	no
23																

Error Checking

1. When you upload to QAD, a pop-up window will indicate the status of the upload. If there is an error, the cell with the error will be highlighted in red. If you hover over the cell, the reason for the error will be displayed.

The screenshot displays a software interface for data upload. A 'Status' pop-up window is open, showing a list of rows being processed. The window indicates that an error occurred and the upload cannot be performed, with the instruction 'Fix the data and try again.' The background shows a data table with columns like Pricelist, Customer, Item, Curr, UOM, Start, and Expire. A red box highlights a cell in the 'Customer' column of row 15, which contains an error message: 'ERROR: Analysis Code must exist'. A red arrow points from this error message to the 'Find Error' button in the interface.

- You can use the [Find Error] button to navigate between cells with errors.
- You must correct the error before uploading again. If there is error in one cell, no records will be uploaded.

Have Questions? Contact Us.

Now that you know everything is set-up correctly, you are on your way to a more productive QAD experience with Data Loaders! Thank you for your interest.

If you have any questions or need additional help, please do not hesitate to [contact](#) us.